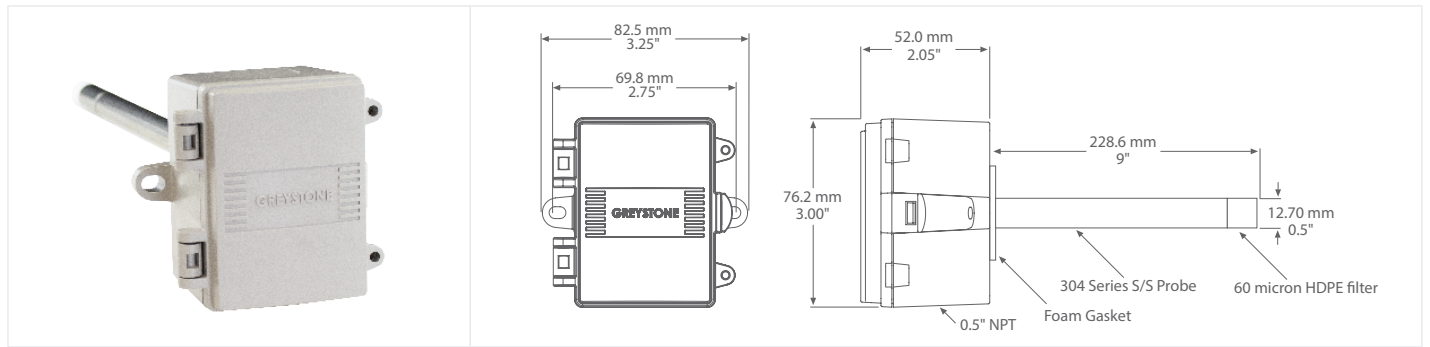




NETWORK DUCT HUMIDITY/TEMPERATURE SENSOR



HNDT SERIES

PRODUCT DESCRIPTION

The network duct humidity/temperature sensor uses a highly accurate and reliable Thermostat Polymer based capacitance humidity sensor and temperature sensor, that is field replaceable to monitor humidity and temperature levels and transmit values via BACnet® or Modbus communication to a building automation system. The sensor is encapsulated in a 230 mm (9") long by 12.7 mm (0.5") diameter 304 S/S probe. A 60 micron HDPE filter protects the sensor for contaminants. A hinged, gasketed weatherproof ABS enclosure provides ease of installation and protection from the elements.

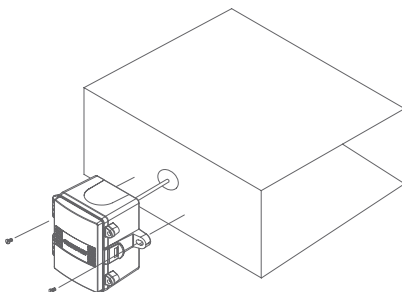
TYPICAL INSTALLATION

For complete installation and wiring details, please refer to the product installation instructions.

The network duct type probes are installed through a hole in the side of the duct to monitor a single point humidity within the duct. Install the probe in a straight section of duct at a suitable distance downstream from any heating, cooling or humidification devices.

Mounting tabs on the outside of the enclosure for ease of installation.

A terminal block connection is provided for connection to the Building Automation System.



SPECIFICATIONS

RELATIVE HUMIDITY	Accuracy: ±2, 3, or 5 %RH (5 to 95 %RH) Range: 0 to 100 %RH Resolution: 0.01 %RH Hysteresis: ±0.8 %RH @ 25°C (77°F) Response Time: 8 seconds typical Stability: <0.25 %RH/year
TEMPERATURE SENSOR	Sensor Accuracy: ±0.2°C (±0.4°F) @ 0 to 70°C (32 to 158°F) Probe Sensing Range: -40 to 50°C (-40 to 122°F), 5 to 95 %RH non-condensing Resolution: 0.01°C/°F Response Time: 2 seconds Stability: <0.03°C/year
NETWORK COMMUNICATION	Hardware: MS/TP, 2-wire RS-485 Software: BACnet® or Modbus Baud Rate: 9600, 19200, 38400, 57600, 76800, or 15200 Address Range: BACnet®: 0 to 127 Modbus: 1 to 255
OPTIONAL RELAY	Contacts: 0.5 A @ 125 Vac / 1 A @ 24 Vdc Setpoint: Relative Humidity: 1 to 90 %RH or Temperature: 5 to 40°C (40 to 100°F)
POWER SUPPLY	24 Vac/dc ±10% typical, 28 Vac/dc maximum
CONSUMPTION	22 mA @ 24 Vdc, 70 mA @ 24 Vac
OPERATING ENVIRONMENT	-40 to 50°C (-40 to 122°F)
PROBE MATERIAL	Stainless steel with porous filter
PROBE DIAMETER	12.7mm (0.5")
PROBE LENGTH	230mm (9")
WIRING CONNECTION	Screw terminal block (14 to 22 AWG)
ENCLOSURE	A: ABS, UL94-V0, IP65 (NEMA 4X) E: Same as A, with thread adapter (1/2" NPT to M16) and cable gland fitting
DIMENSIONS	82.5mm W x 76.2mm H x 52.0mm D (3.25" x 3.0" x 2.05")
APPROVALS	CE
COUNTRY OF ORIGIN	Canada

OPTIONAL ACCESSORIES - INCLUDED WITH E ENCLOSURE OPTION

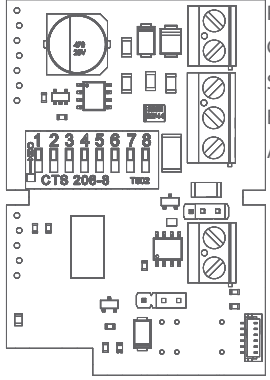


CABLE GLAND FITTING

THREAD ADAPTER 1/2" NPT TO M16



WIRING INFORMATION

	TERMINAL PWR COM SHLD B (+) A (-) RLY RLY	FUNCTION 24 Vac/dc from controller or power supply GND or COMMON Network Output Network Output Network Output Relay Output Relay Output
---	---	---

ORDERING

PRODUCT	HNDT	Network Duct Humidity/Temperature Sensor
ENCLOSURE	A E	ABS with hinged and gasketed cover Same as A, with thread adapter and cable gland fitting
RH ACCURACY	2 3 5	2% 3% 5%
OUTPUT	B M	BACnet® Modbus
RELAY	X R	No Relay Relay

PART NUMBER

HNDT

NOTE: Greystone Energy Systems, Inc. reserves the right to make design modifications without prior notice.

REPLACEMENT SENSOR MODULE	HRMPB200 HRMPB300 HRMPB500	Relative Humidity/Temperature Probe Replacement, 2% Accuracy Relative Humidity/Temperature Probe Replacement, 3% Accuracy Relative Humidity/Temperature Probe Replacement, 5% Accuracy

--